

# Audit Statement 2021-22

**INDIAN INCOME TAX RETURN ACKNOWLEDGEMENT**

[Where the data of the Return of Income in Form ITR-1 (SAHAJ), ITR-2, ITR-3, ITR-4(SUGAM), ITR-5, ITR-6, ITR-7  
filed and verified]  
(Please see Rule 12 of the Income-tax Rules, 1962)

Assessment Year  
**2022-23**

PAN	AABTS7415C		
Name	SETHU EDUCATIONAL TRUST		
Address	392 , ANNANAGAR MAIN RAOD , ANNANAGAR , MADURAI , 29-Tamil Nadu , 91-India , 625020		
Status	AOP/BOI	Form Number	ITR-7
Filed u/s	139(1) - Return filed on or before due date	e-Filing Acknowledgement Number	608613541011022
Taxable Income and Tax details	Current Year business loss, if any	1	0
	Total Income		0
	Book Profit under MAT, where applicable	2	0
	Adjusted Total Income under AMT, where applicable	3	0
	Net tax payable	4	0
	Interest and Fee Payable	5	0
	Total tax, interest and Fee payable	6	0
	Taxes Paid	7	16,035
Accreted Income & Tax Detail	(+)Tax Payable /(-)Refundable (6-7)	8	(-) 16,040
	Accreted Income as per section 115TD	9	0
	Additional Tax payable u/s 115TD	10	0
	Interest payable u/s 115TE	11	0
	Additional Tax and interest payable	12	0
	Tax and interest paid	13	0
	(+)Tax Payable /(-)Refundable (17-18)	14	0

This return has been digitally signed by MOHAMED JALEEL in the capacity of Others having PAN AFBPM1850Q from IP address 49.205.84.216 on 01-Oct-2022

DSC Sl. No. & Issuer 3301079 & 67196692829253CN=Verasys CA 2014,OU=Certifying Authority,O=Verasys Technologies Pvt Ltd.,C=IN

System Generated

Barcode/QR Code



AABTS7415C0760861354101102206D4118A0F913FAA2D267C5306AFB0EB5B6B588E

**DO NOT SEND THIS ACKNOWLEDGEMENT TO CPC, BENGALURU**

**SETHU EDUCATIONAL TRUST, MADURAI.**  
**BALANCE SHEET AS ON 31.03. 2022**

<b><u>I. SOURCES OF FUNDS:</u></b>	<b><u>31.03.2022</u></b>	<b><u>31.03.2021</u></b>
	₹	₹
A. Corpus Fund As per Last Balance Sheet	10000.00	10000.00
B. General Fund	561296566.49	508776712.84
C. GRANTS	2350479.00	4318177.00
D. Loan from Financial Institutions	265513608.86	261489917.20
E. Hire Purchase Creditor-HDFC	20804123.21	18361679.10
F. Long Term Funds	87977034.25	114504564.25
G. Sundry Creditors	69688312.00	79193959.64
	<b>1007640123.81</b>	<b>986655010.03</b>
<b><u>B. APPLICATION OF FUNDS:</u></b>		
H. Fixed Assets	813091732.59	848730353.36
I. Inventory	810322.00	874674.00
J. Cash and Bank Balances	20045821.99	39816506.84
K. Deposits and Advances	173692247.23	97233475.83
	<b>1007640123.81</b>	<b>986655010.03</b>
	0.00	0.00

MADURAI  
30.09.2022

**FOR SETHU EDUCATIONAL TRUST**

SEENI  
MOHAMED  
MOHAMMED  
JALEEL

Digitally signed by  
SEENI MOHAMED  
MOHAMMED JALEEL  
Date: 2022.09.30  
21:00:33 +05'30'

**MANAGING TRUSTEE**

Vide Our Report in Form 10BB, as per the Provisions of Sec 10(23C) of  
the income Tax Act, of even data Attached

MADURAI  
30.09.2022  
UDIN:

NARAYANAN  
SRIDHARAN  
AN

Digitally signed by  
NARAYANAN  
SRIDHARAN  
Date: 2022.09.30  
21:01:51 +05'30'

**SETHU EDUCATIONAL TRUST, MADURAI.**  
**INCOME & EXPENDITURE ACCOUNT FOR YEAR ENDED 31.03.2022**

<u>I. INCOME</u>	<u>31.03.2022</u> ₹	<u>31.03.2021</u> ₹
A. Fees Received	369434695.00	362006797.16
B. Other Income	28581797.71	13622673.12
C. Donation Received	0.00	0.00
	<u>398016492.71</u>	<u>375629470.28</u>
<u>II. EXPENDITURE</u>		
D. Payments & Amenities to Employees	158997078.00	140333538.00
E. College Expenses	41151094.33	51803410.58
F. Vehicle Expenses	27518601.68	20887647.20
G. Hostel Expenses	7662714.00	4669492.00
H. Administrative Expenses	29388099.20	35132301.06
I. Interest & Finance Charges	26905291.72	28942729.43
J. Depreciation	53873760.13	60053247.62
	<u>345496639.06</u>	<u>341822365.89</u>
<b>EXCESS OF INCOME OVER EXPENDITURE</b>	<b><u>52519853.65</u></b>	<b><u>33807104.39</u></b>

MADURAI  
30.09.2022

FOR SETHU EDUCATIONAL TRUST

SEENI MOHAMED  
MOHAMMED  
JALEEL  
Digitally signed by  
SEENI MOHAMED  
MOHAMMED JALEEL  
Date: 2022.09.30  
21:02:57 +05'30'

MANAGING TRUSTEE

Vide Our Report in Form 10BB, as per the Provisions of Sec-10(23C) of  
the income Tax Act, of even data Attached

MADURAI  
30.09.2022  
UDIN:

NARAYANA  
N  
SRIDHARAN  
Digitally signed  
by NARAYANAN  
SRIDHARAN  
Date: 2022.09.30  
21:03:31 +05'30'

– Expenditure Excluding Salary

**SETHU EDUCATIONAL TRUST**  
**RECEIPTS AND PAYMENTS ACCOUNTS FOR THE YEAR ENDED 31.03.2022**

	2022	2021
	₹	₹
<b>Opening Cash and Bank Balance</b>		
Bank Balance	22559519.79	14045654.50
Cash in Hand	17256987.05	9651363.05
	-----	-----
	39816506.84	23697017.55
<b>RECEIPTS:</b>		
Grant for Research projects received	2802512.00	2760600.00
Fees Received	365521487.00	365653633.16
Term Loan Received	26457507.47	63358582.43
Unsecured Loans Received	-31244030.00	-21341725.00
Increase in Hire Purchase Creditors	3845393.70	64344.38
Increase in Hostel and Caution deposit	4716500.00	4828700.00
Other Income	28274909.35	13622673.12
Donation Received	0.00	0.00
Corpus Donation Received		
Sale proceeds of Fixed Assets	1190000.00	615000.00
Decrease in advances	-80853279.40	2319590.63
	-----	-----
	320711000.12	431881398.72
	-----	-----
	360527506.96	455578416.27
<b>Payments:</b>		
Fixed Assets Additions	19118251.00	113206283.00
Grant expended	4770210.00	4981036.00
Repayment of term loan	22433815.81	38406818.25
Repayment of Hire Purchase Creditors	1402949.59	8777977.88
Grant Assets Depreciation		
Expenses incurred	291793793.93	280550180.16
Decrease in Creditors	1027016.64	-30430465.86
Increase in Closing stock	-64352.00	270080.00
	-----	-----
	340481684.97	415761909.43
	-----	-----
<b>Closing Balance</b>	20045821.99	39816506.84
	-----	-----
<b>Duly Represented by</b>		
Balance with Banks	6676408.44	22559519.79
Cash-in-hand	13369413.55	17256987.05
	-----	-----
	20045821.99	39816506.84
	-----	-----
	0.00	0.00

MADURAI  
30.09.2022

FOR SETHU EDUCATIONAL TRUST

SEENI  
MOHAMED  
MOHAMMED  
JALEEL

Digitally signed by  
SEENI MOHAMED  
MOHAMMED JALEEL  
Date: 2022.09.30  
21:04:26 +05'30'

MANAGING TRUSTEE

Vide Our Report in Form 10BB, as per the Provisions of Sec 10(23C) of  
the income Tax Act, of even data Attached

MADURAI  
30.09.2022  
UDIN:

NARAYAN  
AN  
SRIDHARA  
N

Digitally signed by  
NARAYANAN  
SRIDHARAN  
Date: 2022.09.30  
21:04:59 +05'30'

**SETHU EDUCATIONAL TRUST, MADURAI.**  
**ACCOUNTS FOR THE YEAR PERIOD ENDED 31.03.2022**  
**SCHEDULES TO BALANCE SHEET AND INCOME AND EXPENDITURE ACCOUNT**

₹                      ₹                      ₹

**B.GENERAL FUND**

Balance as on 01.04.2021	508776712.84	
Add Excess of Income Over Expenditure for the year	52519853.65	
<b>Balance as on 31.03.2022</b>	<b>-----</b>	<b>561296566.49</b>

**C.GRANTS**

**1.AICTE EDC Research Fund EIE**

Balance as on 01.04.2021	183326.00	
Add Grant received during the year	0.00	
	<b>-----</b>	
	183326.00	
Less Expended during the year	183326.00	
<b>Balance as on 31.03.2022</b>	<b>-----</b>	<b>0.00</b>

**2.DRDO Research Fund EEE**

Balance as on 01.04.2021	69387.00	
Add:Received during the year	0.00	
	<b>-----</b>	
	69387.00	
Less Expended during the year	0.00	
<b>Balance as on 31.03.2022</b>	<b>-----</b>	<b>69387.00</b>

**3.Grant Assets - SPDC Computers**

Balance as on 01.04.2021	-483252.00	
Add:Received during the year	0.00	
	<b>-----</b>	
	-483252.00	
Less Expended during the year	0.00	
<b>Balance as on 31.03.2022</b>	<b>-----</b>	<b>-483252.00</b>

**4.Grant Assets - SPDC Electronic Items**

Balance as on 01.04.2021	-77950.00	
Add:Received during the year	0.00	
	<b>-----</b>	
	-77950.00	
Less Expended during the year	0.00	
<b>Balance as on 31.03.2022</b>	<b>-----</b>	<b>-77950.00</b>

**5.Grant Assets - SPDC Furniture**

Balance as on 01.04.2021	-121224.00	
Add:Received during the year	0.00	
	<b>-----</b>	
	-121224.00	
Less Expended during the year	0.00	
<b>Balance as on 31.03.2022</b>	<b>-----</b>	<b>-121224.00</b>

**6.MODERNIZATION AND REMOVAL OF OBSOLESCENCE (MODROB)**

Balance as on 01.04.2021	1139200.00	
Add:Received during the year	0.00	
	<b>-----</b>	
	1139200.00	
Less Expended during the year	1440312.00	
<b>Balance as on 31.03.2022</b>	<b>-----</b>	<b>-301112.00</b>

**7.Mathematical Modeling Nonlinear Reaction-DST-SERB**

Balance as on 01.04.2021	1547.00	
<u>Add:</u> Received during the year	0.00	
	-----	
	1547.00	
<u>Less</u> Expended during the year	0.00	
<b>Balance as on 31.03.2022</b>	-----	1547.00

**8.Non Invasive Fedal Streets Montoring Device DSTSEED**

Balance as on 01.04.2021	0.00	
<u>Add:</u> Received during the year	827527.00	
	-----	
	827527.00	
<u>Less</u> Expended during the year	329536.00	
<b>Balance as on 31.03.2022</b>	-----	497991.00

**9.MODROB - MECHNICIAL DEPARTMENT**

Balance as on 01.04.2021	480942.00	
<u>Add:</u> Received during the year	20000.00	
	-----	
	500942.00	
<u>Less</u> Expended during the year	957427.00	
Advance for asset made during the year	25000.00	
<b>Balance as on 31.03.2022</b>	-----	-481485.00

**10.TNSCST - S&T Project on Mosambi Peel Poeder - Mech**

Balance as on 01.04.2021	0.00	
<u>Add:</u> Received during the year	155000.00	
	-----	
	155000.00	
<u>Less</u> Transferred to Expenditure account	77600.00	
<b>Balance as on 31.03.2022</b>	-----	77400.00

**11.OSTEO CHE X A HANDHELD DEVICE TO MEASURE BONE DST**

Balance as on 01.04.2021	284028.00	
<u>Add:</u> Received during the year	0.00	
	-----	
	284028.00	
<u>Less</u> Expended during the year	0.00	
<b>Balance as on 31.03.2022</b>	-----	284028.00

**12.Potential and Challangers of Digitalization - STTP**

Balance as on 01.04.2021	265667.00	
<u>Add:</u> Received during the year	0.00	
	-----	
	265667.00	
<u>Less</u> Expended during the year	0.00	
<b>Balance as on 31.03.2022</b>	-----	265667.00

<b>13.Skill and Personality Development Programme Centre</b>		
Balance as on 01.04.2021	666016.00	
Add:Received during the year	763443.00	
	-----	
	1429459.00	
Less Expended during the year	750768.00	
Balance as on 31.03.2022	-----	678691.00
<b>14.Smart Sustainable Farming</b>		
Balance as on 01.04.2021	208333.00	
Add:Received during the year	0.00	
	-----	
	208333.00	
Less Expended during the year	65000.00	
Balance as on 31.03.2022	-----	143333.00
<b>15.REMOTE SENSING OF FARMS USING AGRICULTURAL - ECE</b>		
Balance as on 01.04.2021	42600.00	
Add:Received during the year	0.00	
	-----	
	42600.00	
Less Expended during the year	0.00	
Balance as on 31.03.2022	-----	42600.00
<b>16.HYUNDAI PROJECT - CIVIL DEPT</b>		
Balance as on 01.04.2021	32538.00	
Add:Received during the year	0.00	
	-----	
	32538.00	
Less Expended during the year	0.00	
Balance as on 31.03.2022	-----	32538.00
<b>17.UGC MINOR PROJECT - DR.R.KUMUTHA</b>		
Balance as on 01.04.2021	51302.00	
Add:Received during the year	0.00	
	-----	
	51302.00	
Less Returned during the year	51302.00	
Balance as on 31.03.2022	-----	0.00
<b>18.UGC MINOR PROJECT - DR.VIJAY</b>		
Balance as on 01.04.2021	55545.00	
Add:Received during the year	0.00	
	-----	
	55545.00	
Less Returned during the year	55545.00	
Balance as on 31.03.2022	-----	0.00
<b>19.INVESTIGATION OF GRAPHENE MODIFIED METAL - SERB-DST</b>		
Balance as on 01.04.2021	530525.00	
Add:Received during the year	0.00	
	-----	
	530525.00	
Less Expended during the year	139540.00	
Balance as on 31.03.2022	-----	390985.00

**20.RECOGNITION AND CHARACTERIZATION OF SOLAR DST-SERI**

Balance as on 01.04.2021	66010.00	
<u>Add:</u> Received during the year	597585.00	
	-----	
	663595.00	
<u>Less</u> Expended during the year	604988.00	
<b>Balance as on 31.03.2022</b>	-----	58607.00

**21.DST FIST FUND**

Balance as on 01.04.2021	1056105.00	
<u>Add:</u> Received during the year	64015.00	
	-----	
	1120120.00	
<u>Less</u> Expended during the year	19500.00	
<b>Balance as on 31.03.2022</b>	-----	1100620.00

**22.Hyundai Project Grant Assets - Computer**

Balance as on 01.04.2021	-43100.00	
<u>Add:</u> Received during the year	0.00	
	-----	
	-43100.00	
<u>Less</u> Expended during the year	0.00	
<b>Balance as on 31.03.2022</b>	-----	-43100.00

**23.Innovation Voucher Programme**

Balance as on 01.04.2021	80000.00	
<u>Add:</u> Received during the year	80000.00	
	-----	
	160000.00	
<u>Less</u> Expended during the year	64366.00	
<b>Balance as on 31.03.2022</b>	-----	95634.00

**24.UNNAT BHARAT ABHIYAN PROGRAMME - UBA**

Balance as on 01.04.2021	19974.00	
<u>Add:</u> Received during the year	0.00	
	-----	
	19974.00	
<u>Less</u> Expended during the year	6000.00	
<b>Balance as on 31.03.2022</b>	-----	13974.00

**25.Pradhan Mantri Kaushal Vikas Yojana**

Balance as on 01.04.2021	-194942.00	
<u>Add:</u> Received during the year	194942.00	
	-----	
	0.00	
<u>Less</u> Expended during the year	0.00	
<b>Balance as on 31.03.2022</b>	-----	0.00

**26.NPTEL SPDC Scholarship**

Balance as on 01.04.2021	5600.00	
Add:Received during the year	0.00	
	-----	
	5600.00	
Less Expended during the year	0.00	
Balance as on 31.03.2022	-----	5600.00

**27.Science and Engg Research Board**

Balance as on 01.04.2021		
Add:Received during the year	100000.00	
	-----	
	100000.00	
Less Expended during the year	0.00	
Balance as on 31.03.2022	-----	100000.00

-----  
**2350479.00**

**D.LOAN FROM FINANCIAL INSTITUTIONS:-**

HDFC Term Loan	191873324.03	
HDFC Term Loan - 2	41345632.00	
HDFC Bank Loan 85715739	2025005.00	
HDFC CC Loan	30269647.83	
	-----	<b><u>265513608.86</u></b>

**F.LONG TERM FUNDS****1.UNSECURED LOAN FROM MANAGING TRUSTEE  
AND HIS RELATIVES:**

S.M. Nazia Fatima	5000000.00	
S.Mohamed Jaleel	11112417.25	
Seeni Mohamed Aliar Maraikar	5709167.00	
S.M.Nilofer Fathima	4845700.00	
	-----	26667284.25

**2. LOAN FROM OTHERS:**

Abdul Nasser A - Finance Controller	200000.00	
A.Naseem	1670000.00	
DR.Suresh	1000000.00	
G.SURESH	1000000.00	
M.Davamani Christofer	3000000.00	
N.A.Afroze Ahamed	1405000.00	
SABAH AFROZE A	6783000.00	
	-----	15058000.00

**3.DEPOSIT FROM STUDENTS:**

Caution Deposit	41727100.00	
Hostel Deposit	4524650.00	
	-----	46251750.00
		-----
		<b><u>87977034.25</u></b>

**G. Sundry Creditors:****Fees received in advance**

Students Excess Fees - Tution Fees		
Fees received in advance	2930983.00	
Excess Fees Refundable	455488.00	
Student Excess Fees - Tution Fees	934000.00	
First Graduate Fees Receivable	332500.00	
	-----	4652971.00
SIT ECO Club		55774.00
Property Tax Payable		3098304.00
ESI Contribution Employee		5957.00
TDS on Contractors & Sub Contractors		9020.00
TDS on Rent		5900.00
TDS on Salary		331532.00
TDS on Professional Charges		6500.00
Deities A/c		26131.00
Un Claimed Salary		908086.00
NSS		349747.00
Anna University Sports Fees BE		569605.00
Annauniversity Sports Fees ME		2275.00
F.G. FUND REFUNDABLE		125000.00
Credit Card -HDFC - 5523854200013206		1540.00
<u>Sundry Creditors for Admin. Party</u>		

Innatetalent Transforming Future	674436.00
LIC - Staff	28513.00
P.F.Contribution Employee	139726.00
Salary Payable	45374958.00
Six Phrase - Softskills Training - Covai	1081552.00

**Sundry Creditors for Civil**

K.Mariappan - Mason Contractor	1777370.00
Modern Grills	1077476.00
Sri Venkateshwara Iron Works	27698.00

**Sundry Creditors for Expenses**

ESS ARR ADS ( A.Soosai Raj )	115640.00
India - Tech Services	16600.00
I Sagayarani Remi	651852.00
Nissi Catering	2420672.00
N.Sridhar & Co.,	354000.00
Outstanding Liabilities	1281982.00
Professional Tax	1920407.00
Sharp Advertising	833993.00
Swathi Enterprises	159005.00

Sundry Creditors for College Equipment

Ambika Computers	157300.00
GRM Enviro Tech Solutions	104076.00
Nelco Electricals - Madurai	558078.00
Royal Scientific Suppliers	60697.00
Sun Power Control - Madurai	158500.00
TMI Systems - Chennai	55902.00
Universal Scientific Appliances	117080.00
Varuna Water Care	48500.00
Vijaya Scientific Company	144915.00

Sundry Creditors for Transport

Mahalakshmi Traders - Kariapatti	124418.00
Shri Raam Auto Parts - Madurai	21524.00
Sri Meenakshi Glass Firm	11000.00
Sundar Tyres - Madurai	42100.00

-----  
**69688312.00**

J. CASH AND BANK BALANCES:

Cash in Hand	13369413.55
Bank of Baroda A/c.05280200000128	88145.00
Hdfc - C / A -12772780000021	48064.09
HDFC C/A - 50200020250388 - SIT	36298.40
Indian Bank - Alwarpet Branch-A/c.No.413156993	50698.00
Indian Bank - Set - CA/C - 434390359	10268.33
Indian Bank - Sit - CA/C- 434390632	40540.46
IOB-SIT-254602000008888	247821.78
IOB - SIT SCHOLARSHIP CA -254602000000150	37661.18
Uco Bank -SET- CC A/c No:156	6730.07
Axis Bank - SB - 909010044660650	196319.66
Axis -Principal & Controller-A/c.No:920010038429774	821976.98
Indian Bank SB a/c-6563431308	14128.00
Indian Bank, SB A/C.6334128430	219.00
Indian Bank SB A/C-6404541518	1008.00
IOB - CHIEF SUPERINTENDENT - 254601000006051	756248.67
IOB - Principal A/c No: 254601000005555	1154105.49
IOB - PRINCIPAL & CONTROLLER - 254601000006377	1088819.31
Sbi-Grant/Aid A/c NO.11319797286	160818.02
Sethu Institue of Technology-SERB-254601000014982	10762.00

Fixed Deposit

Bank of Baroda A/c	1000000.00
Indian Bank	529376.00
IOB Bank - 254602000007777- Hostel Deposit A/	92920.00
IOB Bank - 254602000009999 - Caution Deposit	83480.00
HDFC FD OD SIT A/C:50300569251955	100000.00
HDFC FD OD SIT A/C:50300569252780	100000.00
-----	1905776.00

-----  
**20045821.99**

Sethu Educational Trust												
Shedule - H												
Fixed Assets												
SNO	DESCRIPTION	Balance as on 01.04.2020	Additions During the year	Deletions During the year	Balance as on 01.04.2021	DEPRECIATION Up to 31.03.2020	Rate of Deprecitation	Depreciation withdrawn	Depreciation for the year	Depreciation provided upto 31.03.2021	NET BLOCK AS ON 31.03.2021	NET BLOCK AS ON 31.03.2020
1	Land	6729334.10	0.00	0.00	6729334.10	0.00	0.00	0.00	0.00	0.00	6729334.10	6729334.10
2	Building	1046232756.19	17576558.00	0.00	1063809314.19	289554335.49	0.00	0.00	38712748.94	328267084.43	735542229.76	756678420.70
3	Equipment	259083490.49	1377293.00	0.00	260460783.49	216492544.03	0.00	0.00	8322621.37	224815165.40	35645618.09	42590946.46
4	Transport	90198958.10	98000.00	3403600.00	86893358.10	68646774.14	0.00	2520488.36	3115060.89	69241346.67	17652011.43	21552183.96
5	Furniture	48994697.65	66400.00	0.00	49061097.65	29692458.33	0.00	0.00	1936863.93	31629322.26	17431775.39	19302239.32
		1451239236.53	19118251.00	3403600.00	1466953887.53	604386111.99	0.00	2520488.36	52087295.13	653952918.76	813000968.77	846853124.54
6	Assets Acquired out of Capital Grant Equipment	8863135.82	0.00	0.00	8863135.82	6985907.00	15.00	0.00	1786465.00	8772372.00	90763.82	1877228.82
	Grand Total	1460102372.35	19118251.00	3403600.00	1475817023.35	611372018.99		2520488.36	53873760.13	662725290.76	813091732.59	848730353.36

 — Infrastructure Augmentation

**K. DEPOSITS AND ADVANCES:**

Fees Receivable - 13-14	146800.00	
Fees Receivable- 2008-2009	62050.00	
Fees Receivable 2009-10	288000.00	
Fees Receivable 2010-2011	20000.00	
Fees Receivable - 2011-2012	667100.00	
Fees Receivable - 2012-2013	239600.00	
Fees Receivable - 2014 - 15	1499400.00	
Fees Receivable - 2015 - 16	2224950.00	
Fees Receivable 2016-17	1501000.00	
FEES RECEIVABLE 2017-18	3607000.00	
FEES RECEIVABLE 2018-19	5763400.00	
FEES RECEIVABLE 2019-20	7715500.00	
FEES RECEIVABLE 2020-21	5064375.00	
FEES RECEIVABLE 2021-22	41349158.00	
Fees Receivable ( ME ) 2010-2011	52000.00	
	-----	
	70200333.00	
Provision For Doubtful Fee Receipts	10307900.00	
	-----	59892433.00
E.B.Deposit		880806.00
Rent Advance	300000.00	
Rent Advance- M.Sheik Mydeen	30000.00	
Rent Advance- K.Amirtharaj	25000.00	
Rent Advance- G.Jafer Ali	20000.00	
Rent Advance- D.Felix Thiagarajan	340000.00	
	-----	715000.00
Gas . Cylinder Deposit		19200.00
Indian Oil Corporation Ltd.		7579.12
Prepaid Expenses		1244850.00
Tax Deducted At Source		305251.71
Non Teaching Staff - Advance		175000.00
Transport Advance		312066.00
Teaching Staff - Advance		3197604.00
Salary Advance		799745.00
Ponnan Creations - Sivakasi		12000.00
Sri Balaji Traders - Madurai		5496.00
Sri Mahalakshmi Traders		54600000.00
Koushik Enterprises		5150000.00
N.SELVARANI		9400000.00
RAMALINGAM S		7520000.00
S.GANESH KUMAR		2500000.00
SRI VINAYAGA ENTERPRISES		3000000.00
Corp Credit Card 5329 6166 0000 1750		163.40
Security Deposit		23955053.00
	-----	<b><u>173692247.23</u></b>

**B.OTHER INCOME:**

Interest received from Bank	449770.64	
Interest from EB Deposit	36062.00	
Balances written back	1441546.00	
Profit On Sale Of Assets	306888.36	
Miscellaneous Income	26347530.71	
	-----	<b><u>28581797.71</u></b>

**D.PAYMENTS AND AMENITIES TO EMPLOYEES:**

Salary	156904004.00	
Provident Fund Contribution	1823667.00	
ESI Contribution - Employer	242287.00	
Staff Welfare	27120.00	
	-----	<b><u>158997078.00</u></b>

**E.COLLEGE EXPENSES:**


Concession	12686282.00	
Building Maintenance Exp.	7993761.00	
Central Library Expenses	45670.00	
College Admission Expenses	601624.00	
College Development Expenses	1413715.00	
College Function Expenses	216427.00	
Computer Expenses	451159.00	
Electrical Maintenance Exp	523373.00	
Electricity Charges	6368303.00	
Faculty Development Progr Exp	143083.83	
Garden Maintenance Work	20000.00	
Internet Expenses (Dot-Leased)	1224806.00	
NBA Works Expenses	700302.00	
Printing & Stationery Expenses	741441.50	
Property Tax	450000.00	
Repairs & Maintenance Expenses	176865.00	
Research & Development	304670.00	
Student Award	425350.00	
Students Welfare A/C	36956.00	
University Fees	4384394.00	
Workshop Maintenance Expenses	700.00	
Department Expenses	1056779.00	
Exam Fees Expenses		
Exam Fees Expenses - Autonomous	1185433.00	
Exam Fees Expenses - University		
	-----	<b><u>1185433.00</u></b>
		<b><u>41151094.33</u></b>


**F.VEHICLE EXPENSES**

Tollgate Fees	2442002.00	
Vehicle Maintenance Expenses	13343813.00	
Vehicle Tax (Road Tax)	535538.40	
	-----	
	16321353.40	
<u>Add:</u> Petrol Diesel Exp:	11197248.28	
	-----	<b><u>27518601.68</u></b>

**G.HOSTEL EXPENSES:**

Mess Account	7496615.00	
Hostel Maintenance expenses	166099.00	
	-----	<b><u>7662714.00</u></b>

 - Academic Facilities

 - Physical Facilities

#### H.ADMINISTRATIVE EXPENSES:

Academic Council Meeting Expenses	151534.00
Advertisement Expenses	4021817.00
AICTE Expenses	498023.60
Annual Maintenance Charges	440324.00
Audit Fees	529300.00
Bank Charges	523414.41
Charity Expenses	3170706.95
College Sanitary Expenses	617181.00
Conveyance Expenses	493337.00
Insurance Charges	1475110.00
Membership Fees	190515.00
Miscellaneous Expenses	3102330.00
Paper & Periodicals Expenses	21568.00
Placement Expenses	1097950.00
Postage & Courier Expenses	126804.00
Provision for Doubtful Fees Receivable	3659000.00
Refreshment Expenses	633310.02
Rent, Rate & Taxes	814500.00
Result Passing Board Expenses	20000.00
Security Charges	816768.00
Software Expenses	833856.00
Telephone Expenses	267933.92
Travelling Expenses	5515336.30
Xerox Machine Maintenance	367480.00
	-----
	<u>29388099.20</u>

#### I.INTEREST AND FINANCE CHARGES:



Finance Charges-HDFC	3932329.81
Interest	19069376.91
Interest Paid Bank - Term Loan	3903585.00
	-----
	<u>26905291.72</u>

MADURAI  
30.09.2022

FOR SETHU EDUCATIONAL TRUST

SEENI MOHAMED Digitally signed by  
MOHAMMED SEENI MOHAMED  
JALEEL MOHAMMED JALEEL  
Date: 2022.10.27  
17:32:06 +05'30'

MANAGING TRUSTEE

-  - Academic Facilities
-  - Physical Facilities

Sethu Educational Trust												
Shedule - G												
Fixed Assets												
SNO	DESCRIPTION	Gross Block TOTAL AS ON 01.04.2020	Addition During the year	Deletion During the year	TOTAL AS ON 31.03.2021	DEPRECIATION Up to 31.03.2020	Rate of Depreciation	Deletion during the year	For the year	Total 31.03.2021	Net Block AS ON 31.03.2021	AS ON 31.03.2020
I	Land	6729334.10	0.00	0.00	6729334.10	0.00	0.00	0.00	0.00	0.00	6729334.10	6729334.10
		<b>6729334.10</b>	<b>0.00</b>	<b>0.00</b>	<b>6729334.10</b>	<b>0.00</b>	<b>0.00</b>	<b>0.00</b>	<b>0.00</b>	<b>0.00</b>	<b>6729334.10</b>	<b>6729334.10</b>
II	Building											
1	Additional Class Room	140264524.00	0.00	0.00	140264524.00	34329813.78	5.00	0.00	5296735.51	39626549.29	100637974.71	105934710.22
2	Administrative Block	28821192.00	0.00	0.00	28821192.00	10102882.49	5.00	0.00	935915.48	11038797.97	17782394.03	18718309.51
	Agricultural Engineering Lab	2427992.00	0.00	0.00	2427992.00	196809.18	5.00	0.00	111559.14	308368.32	2119623.68	2231182.82
3	Amenities Block Construct	30884131.00	0.00	0.00	30884131.00	7788815.06	5.00	0.00	1154765.80	8943580.86	21940550.14	23095315.94
4	Applied Science Block	29713346.00	0.00	0.00	29713346.00	11535646.86	5.00	0.00	908884.96	12444531.82	17268814.18	18177699.14
5	Basketball Court	906376.00	0.00	0.00	906376.00	449927.63	5.00	0.00	22822.42	472750.05	433625.95	456448.37
6	Civil Block - 1floor Constr	28736306.00	489750.00	0.00	29226056.00	6121661.31	5.00	0.00	1155219.73	7276881.04	21949174.96	22614644.69
7	Civil Block II Nd Floor	27170810.00	2875130.00	0.00	30045940.00	4957570.32	5.00	0.00	1254418.48	6211988.80	23833951.20	22213239.68
8	Compound Wall Construct	81361620.00	0.00	0.00	81361620.00	19057350.07	5.00	0.00	3115213.50	22172563.57	59189056.43	62304269.93
9	Cow Shed	861490.00	0.00	0.00	861490.00	576371.40	5.00	0.00	14255.93	590627.33	270862.67	285118.60
10	EEE Block Construction	45431999.00	2699550.00	0.00	48131549.00	10398867.38	5.00	0.00	1886634.08	12285501.46	35846047.54	35033131.62
11	E & I Block - I Floor Const	24076554.00	0.00	0.00	24076554.00	6836072.81	5.00	0.00	862024.06	7698096.87	16378457.13	17240481.19
12	E&I Block-IInd Floor	21823365.00	0.00	0.00	21823365.00	3973125.84	5.00	0.00	892511.96	4865637.80	16957727.20	17850239.16
	Entrance Arch	5341613.00	0.00	0.00	5341613.00	752366.07	5.00	0.00	229462.35	981828.42	4359784.58	4589246.93
13	Gents Hostel Building	35027393.40	0.00	0.00	35027393.40	11890250.82	5.00	0.00	1156857.13	13047107.95	21980285.45	23137142.58
14	Gents Hostel - II Floor Cor	28657524.00	0.00	0.00	28657524.00	5219599.92	5.00	0.00	1171896.20	6391496.12	22266027.88	23437924.08
15	Hydraulic Lab Building	3521550.00	0.00	0.00	3521550.00	2505907.70	5.00	0.00	50782.12	2556689.82	964860.18	1015642.30
16	ICE/ECE . Block	46198149.04	1762325.00	0.00	47960474.04	23111154.54	5.00	0.00	1242465.98	24353620.52	23606853.52	23086994.50
17	I Year Block	29884830.00	0.00	0.00	29884830.00	6262828.14	5.00	0.00	1181100.09	7443928.23	22440901.77	23622001.86
18	Ladies Hostel Building	29819663.50	0.00	0.00	29819663.50	10174149.17	5.00	0.00	982275.72	11156424.89	18663238.61	19645514.33
19	Ladies Hostel - II Floor Co	24338424.00	0.00	0.00	24338424.00	8382031.36	5.00	0.00	797819.63	9179850.99	15158573.01	15956392.64
20	Main Block - Construction	26902132.50	2514820.00	0.00	29416952.50	8449363.07	5.00	0.00	1048379.47	9497742.54	19919209.96	18452769.43
21	Main Building	21809443.00	2526031.00	0.00	24335474.00	3967341.04	5.00	0.00	1018406.65	19349726.31	17842101.96	17842101.96
22	Management Block	25227488.00	0.00	0.00	25227488.00	3449829.56	5.00	0.00	1088882.92	4538712.48	20688775.52	21777658.44
23	Mechanical Block	35122922.00	2334087.00	0.00	37457009.00	9244309.71	5.00	0.00	1410634.96	10654944.67	26802064.33	25878612.29
24	ME Structural Lab	2043800.00	0.00	0.00	2043800.00	670060.62	5.00	0.00	68686.97	738747.59	1305052.41	1373739.38
25	Misc . Building	507297.00	0.00	0.00	507297.00	443075.32	5.00	0.00	3211.08	446286.40	61010.60	64221.68
26	New Canteen	24317731.00	2374865.00	0.00	26692596.00	5334654.94	5.00	0.00	1067897.05	6402551.99	20290044.01	18983076.06
27	New Estate Office	3615279.00	0.00	0.00	3615279.00	930207.70	5.00	0.00	134253.57	1064461.27	2550817.73	2685071.30
28	Non-Teaching Staff Qtrs.	3713741.00	0.00	0.00	3713741.00	1779113.76	5.00	0.00	96731.36	1875845.12	1837895.88	1934627.24
29	Petrol Bunk	1199174.00	0.00	0.00	1199174.00	566479.26	5.00	0.00	31634.74	598114.00	601060.00	632694.74
30	Physics Lab - New	3084960.00	0.00	0.00	3084960.00	1006274.89	5.00	0.00	103934.26	1110209.15	1974750.85	2078685.11
31	Play Ground	15376990.00	0.00	0.00	15376990.00	4705107.91	5.00	0.00	533594.10	5238702.01	10138287.99	10671882.09
32	Plumbing & Wells(Motor P	5600679.80	0.00	0.00	5600679.80	2309478.62	5.00	0.00	164560.06	2474038.68	3126641.12	3291201.18
33	Post Graduate Block	41383263.00	0.00	0.00	41383263.00	11756921.95	5.00	0.00	1481317.05	13238239.00	28145024.00	29626341.05
34	Post Graduate Block First	78632337.00	0.00	0.00	78632337.00	28236218.16	5.00	0.00	2519805.94	30756024.10	47876312.90	50396118.84
35	Production Eng. Block	14611515.00	0.00	0.00	14611515.00	5089913.90	5.00	0.00	476800.06	5565993.96	9045521.04	9521601.10
36	Rest-House Building Cons	4213151.00	0.00	0.00	4213151.00	1795860.21	5.00	0.00	120864.54	1916724.75	2296426.25	2417290.79
37	Road (Works) - Kpt : Sit	5850856.00	0.00	0.00	5850856.00	2914307.36	5.00	0.00	146827.43	3061134.79	2789721.21	2936548.64
38	Sewage Treatment Plant	14304164.00	0.00	0.00	14304164.00	2710830.90	5.00	0.00	579666.66	3290497.56	11013666.44	11593333.10
39	Shed Constructions	3469922.00	0.00	0.00	3469922.00	3071661.65	5.00	0.00	19913.02	3091574.67	378347.33	398260.35
40	Solar Battery New Room	260888.00	0.00	0.00	260888.00	85532.53	5.00	0.00	8767.77	94300.30	166587.70	175355.47
41	Sports Office Building	1966323.00	0.00	0.00	1966323.00	833539.52	5.00	0.00	56639.17	890178.69	1076144.31	1132783.48
42	Store Room Construction	1178621.95	0.00	0.00	1178621.95	509759.30	5.00	0.00	33443.13	543202.43	635419.52	668862.65
43	Transport / Bus Shed	3925027.00	0.00	0.00	3925027.00	1806456.80	5.00	0.00	105928.51	1912385.31	2012641.69	2118570.20
44	Uco Bank A T M - Building	0.00	0.00	0.00	0.00	0.00	5.00	0.00	0.00	0.00	0.00	0.00
45	New Canteen Building	0.00	0.00	0.00	0.00	0.00	5.00	0.00	0.00	0.00	0.00	0.00
46	Sintex Security Cabin	173400.00	0.00	0.00	173400.00	32872.81	5.00	0.00	7026.36	39899.17	133500.83	140527.19
	NRI HOSTEL BUILDING	42472799.00	0.00	0.00	42472799.00	3231962.15	5.00	0.00	1962041.84	5194003.99	37278795.01	39240836.85
		<b>1046232756.19</b>	<b>17576558.00</b>	<b>0.00</b>	<b>1063809314.19</b>	<b>289554335.49</b>		<b>0.00</b>	<b>38712748.94</b>	<b>328267084.43</b>	<b>735542229.76</b>	<b>756678420.70</b>

III College Equipments												
SNO	DESCRIPTION	TOTAL AS ON 01.04.19	Addition During the year	Deletion During the year	TOTAL AS ON 31.03.2020	DEPRECIATION Up to 31.03.2019	Rate of Deprecitation	Deletion during the year	For the year	Total 31.03.2020	AS ON 31.03.2020	AS ON 31.03.19
1	AIR Compressor	105020.00	0.00	0.00	105020.00	98905.43	15.00	0.00	917.19	99822.62	5197.38	6114.57
2	AIR Conditioner (A/c)	13389954.00	563757.00	0.00	13953711.00	8573090.16	15.00	0.00	807093.13	9380183.29	4573527.71	4816863.84
3	Applied Science Dept	183440.00	0.00	0.00	183440.00	159741.83	15.00	0.00	3554.73	163296.56	20143.44	23698.17
4	Audio & Lighting Systems	899215.00	0.00	0.00	899215.00	870817.28	15.00	0.00	4259.66	875076.94	24138.06	28397.72
5	Agricultural Engineering D	640552.00	0.00	0.00	640552.00	277502.35	15.00	0.00	54457.45	331959.80	308592.20	363049.65
6	Best Water Doctor ( Purifi	482500.00	0.00	0.00	482500.00	281320.45	15.00	0.00	30176.93	311497.38	0.00	201179.55
7	Billing Machine	46050.00	0.00	0.00	46050.00	41564.58	15.00	0.00	672.81	42237.39	3812.61	4485.42
8	Binding Machine	7875.00	0.00	0.00	7875.00	7834.04	15.00	0.00	6.14	7840.18	34.82	40.96
9	Biometric Door Access	208034.00	0.00	0.00	208034.00	144327.71	15.00	0.00	9555.94	153883.65	54150.35	63706.29
10	Bio Medical Department	1143652.00	0.00	0.00	1143652.00	428622.79	15.00	0.00	107254.38	535877.17	607774.83	715029.21
11	CAD CAM Lab	1301981.00	0.00	0.00	1301981.00	1301981.00	15.00	0.00	0.00	1301981.00	0.00	0.00
12	Camera	2207145.00	66562.00	0.00	2273707.00	2083315.13	60.00	0.00	114235.12	2197550.25	76156.75	123829.87
13	Charge Indicator	30000.00	0.00	0.00	30000.00	29724.29	15.00	0.00	41.36	29765.65	234.35	275.71
14	Chemical Engineering Dep	2272243.00	0.00	0.00	2272243.00	923640.11	15.00	0.00	202290.43	1125930.54	1146312.46	1348602.89
15	Chemistry Lab	729012.55	0.00	0.00	729012.55	597485.52	15.00	0.00	19729.05	617214.57	111797.98	131527.03
16	Cine Projector	135000.00	0.00	0.00	135000.00	133438.10	15.00	0.00	234.28	133672.38	1327.62	1561.90
17	Civil Dept	8548718.00	23917.00	0.00	8572635.00	6350616.61	15.00	0.00	333302.76	6683919.37	1888715.63	2198101.39
18	Communication Lab - Eng	446930.00	0.00	0.00	446930.00	446930.00	60.00	0.00	0.00	446930.00	0.00	0.00
19	Computer Printer-NonRec	14682045.00	101800.00	0.00	14783845.00	13923910.70	60.00	0.00	515960.58	14439871.28	343973.72	758134.30
20	Computers -NonRecurring	72790621.04	217300.00	0.00	73007921.04	70225917.72	60.00	0.00	1669201.99	71895119.71	1112801.33	2564703.32
21	CPD Telephone Billing Ma	53700.00	0.00	0.00	53700.00	52450.22	15.00	0.00	187.47	52637.69	1062.31	1249.78
22	CSE Dept.	218790.00	0.00	0.00	218790.00	196950.06	15.00	0.00	3275.99	200226.05	18563.95	21839.94
23	Currency Counter	159113.00	0.00	0.00	159113.00	107319.92	15.00	0.00	7788.96	115088.88	44024.12	51793.08
24	Cutting Machine	107743.00	0.00	0.00	107743.00	50435.93	15.00	0.00	8596.06	59031.99	48711.01	57307.07
25	ECE-Dept.	9229711.60	0.00	0.00	9229711.60	8054017.98	15.00	0.00	176354.04	8230372.02	999339.58	1175693.62
26	EEE-Dept.	3977302.25	0.00	0.00	3977302.25	3465759.68	15.00	0.00	76731.39	3542491.07	434811.18	511542.57
27	E & I Dept	1459176.00	0.00	0.00	1459176.00	1182705.31	15.00	0.00	41470.60	1224175.91	235000.09	276470.69
28	Electrical Machines Labor	1197807.00	0.00	0.00	1197807.00	1166931.44	15.00	0.00	4631.33	1171562.77	26244.23	30875.56
29	Electrification Works - Sit - K	10634664.00	0.00	0.00	10634664.00	10316259.34	15.00	0.00	47760.70	10364020.04	270643.96	318404.66
30	Electronic Equipments	9428555.00	0.00	0.00	9428555.00	3989988.72	15.00	0.00	815784.94	4805773.66	4622781.34	5438566.28
31	Electronics Laboratory	1017984.00	0.00	0.00	1017984.00	1017982.70	15.00	0.00	0.19	1017982.89	1.11	1.30
32	EPABX - Telephone Syste	476930.00	0.00	0.00	476930.00	428500.13	15.00	0.00	7264.48	435764.61	41165.39	48429.87
33	Fake Note Detecting Ma	6500.00	0.00	0.00	6500.00	3789.76	15.00	0.00	406.54	4196.30	2303.70	0.00
34	Fan	1666720.00	0.00	0.00	1666720.00	998058.18	15.00	0.00	100299.27	1098357.45	568362.55	668661.82
35	Fax Machine	54000.00	0.00	0.00	54000.00	47708.84	15.00	0.00	943.67	48652.51	5347.49	6291.16
36	Fingering Machine	418067.00	0.00	0.00	418067.00	214276.13	15.00	0.00	30568.63	24844.76	173222.24	203790.87
37	Fire Safety Equipments	411010.00	0.00	0.00	411010.00	265375.68	15.00	0.00	21845.15	287220.83	123789.17	145634.32
38	Fire Wall Device	0.00	0.00	0.00	0.00	0.00	15.00	0.00	0.00	0.00	0.00	0.00
39	Foundry	85609.00	0.00	0.00	85609.00	85359.96	15.00	0.00	37.36	85397.32	211.68	249.04
40	Generator (SI.No.)	3194690.00	0.00	0.00	3194690.00	2969827.70	15.00	0.00	33729.34	3003557.04	191132.96	224862.30
41	Hostel Vessels	4344757.00	0.00	0.00	4344757.00	3674479.30	15.00	0.00	100541.66	3775020.96	569736.04	670277.70
42	Hydraulic Laboratory	619802.00	0.00	0.00	619802.00	617230.59	10.00	0.00	257.14	617487.73	2314.27	2571.41
43	ICE - Dept	2997291.36	0.00	0.00	2997291.36	2826545.09	15.00	0.00	25611.94	2852157.03	145134.33	170746.27
44	I D Card Printer	826070.00	0.00	0.00	826070.00	500958.08	15.00	0.00	48766.79	549724.87	276345.13	325111.92
45	Interior Decorations	5122814.00	0.00	0.00	5122814.00	3866095.60	15.00	0.00	188507.76	4054603.36	1068210.64	1256718.40
46	IT - Dept	2677896.00	0.00	0.00	2677896.00	2598797.15	15.00	0.00	11864.83	2610661.98	67234.02	79098.85
47	Lathe / Workshop	1184462.61	0.00	0.00	1184462.61	1179864.04	15.00	0.00	689.79	1180553.83	3908.78	4598.57
48	Lcd Projector	3338665.00	49457.00	0.00	3388122.00	2146986.22	15.00	0.00	186170.37	2333156.59	1054965.41	1191678.78
49	Led Street Lights	1370519.00	0.00	0.00	1370519.00	799078.00	15.00	0.00	85716.15	884794.15	485724.85	571441.00
50	Library Text Books	15897246.19	0.00	0.00	15897246.19	14049804.42	15.00	0.00	277116.27	14326920.69	1570325.50	1847441.77
51	LIC Lab	208717.00	0.00	0.00	208717.00	207829.41	15.00	0.00	133.14	207962.55	754.45	887.59
52	Lightning Arresster	3538054.00	0.00	0.00	3538054.00	2549364.33	15.00	0.00	148303.45	2697667.78	840386.22	988689.67
53	Measurement & Control L	97798.00	0.00	0.00	97798.00	96770.94	15.00	0.00	154.06	96925.00	873.00	1027.06
54	Mechanical Dept	6009609.00	0.00	0.00	6009609.00	4876000.94	15.00	0.00	170041.21	5046042.15	963566.85	1133608.06
55	ME PED Department	358323.00	0.00	0.00	358323.00	348446.90	60.00	0.00	5925.66	354372.56	3950.44	9876.10
56	Mettallurgy Lab	97120.00	0.00	0.00	97120.00	97085.54	60.00	0.00	20.68	97106.22	13.78	34.46
57	Micro Processor Lab	231138.00	0.00	0.00	231138.00	231138.00	15.00	0.00	0.00	231138.00	0.00	0.00
58	Mineral Plant	622763.00	0.00	0.00	622763.00	473124.87	15.00	0.00	22445.72	495570.59	127192.41	149638.13
59	Mixer Machine	185000.00	0.00	0.00	185000.00	167366.52	15.00	0.00	2645.02	170011.54	14988.46	17633.48
60	MULTI GYM 12 STATION	312933.00	0.00	0.00	312933.00	300995.21	60.00	0.00	7162.67	308157.88	4775.12	11937.79
61	Multimedia Lab	312160.00	0.00	0.00	312160.00	312160.00	15.00	0.00	0.00	312160.00	0.00	0.00

62	Pest o'Flash	35748.00	0.00	0.00	35748.00	35118.24	15.00	0.00	94.46	35212.70	535.30	629.76
63	Physics Department	194665.00	0.00	0.00	194665.00	123500.02	10.00	0.00	7116.50	130616.52	64048.48	71164.98
64	Physics Lab	629392.50	0.00	0.00	629392.50	576642.06	10.00	0.00	5275.04	581917.10	47475.40	52750.44
65	Printers	0.00	0.00	0.00	0.00	0.00	15.00	0.00	0.00	0.00	0.00	0.00
66	Production Engg. Dept.	2981981.00	0.00	0.00	2981981.00	4599070.08	15.00	0.00	-242563.36	4356506.72	-1374525.72	-1617089.08
67	Roneo Machine	35725.00	0.00	0.00	35725.00	35479.21	15.00	0.00	36.87	35516.08	208.92	245.79
68	Saffty Locker	59700.00	0.00	0.00	59700.00	33287.60	10.00	0.00	2641.24	35928.84	23771.16	26412.40
69	Saffty Rack - Optimiser	478201.00	0.00	0.00	478201.00	297138.24	15.00	0.00	27159.41	324297.65	153903.35	181062.76
70	Smart Board	325500.00	0.00	0.00	325500.00	189781.78	15.00	0.00	20357.73	210139.51	115360.49	135718.22
71	Solar System	5940848.00	0.00	0.00	5940848.00	4083073.04	15.00	0.00	278666.24	4361739.28	1579108.72	1857774.96
72	Solar Water Heater	292816.00	0.00	0.00	292816.00	264905.97	15.00	0.00	4186.50	269092.47	23723.53	27910.03
73	Stainless Steel Water Tan	88256.00	0.00	0.00	88256.00	77682.94	15.00	0.00	1585.96	79268.90	8987.10	10573.06
74	Strength Of Material Lab	394477.00	0.00	0.00	394477.00	393169.34	15.00	0.00	196.15	393365.49	1111.51	1307.66
75	Suggestion Box - Biometri	36450.00	0.00	0.00	36450.00	35004.66	60.00	0.00	867.20	35871.86	578.14	1445.34
76	Television	494790.00	0.00	0.00	494790.00	320575.52	15.00	0.00	26132.17	346707.69	148082.31	174214.48
77	Thermal Lab	888193.50	0.00	0.00	888193.50	884211.37	15.00	0.00	597.32	884808.69	3384.81	3982.13
78	Token Calling System	35175.00	0.00	0.00	35175.00	22082.87	15.00	0.00	1963.82	24046.69	11128.31	13092.13
79	Transformer Yard	3427043.00	0.00	0.00	3427043.00	3243299.29	15.00	0.00	27561.56	3270860.85	156182.15	183743.71
80	Type Writer	18500.00	0.00	0.00	18500.00	18400.51	15.00	0.00	14.92	18415.43	84.57	99.49
81	Uninterrupted Power Syste	20047953.00	354500.00	0.00	20402453.00	14496917.68	15.00	0.00	885830.30	15382747.98	5019705.02	5551035.32
82	VCR	0.00	0.00	0.00	0.00	0.00	15.00	0.00	0.00	0.00	0.00	0.00
83	Vending Machine- Canteen	25200.00	0.00	0.00	25200.00	22799.68	15.00	0.00	360.05	23159.73	2040.27	2400.32
84	Water Coolers	201900.00	0.00	0.00	201900.00	200927.32	15.00	0.00	145.90	201073.22	826.78	972.68
85	Water Heater	27847.00	0.00	0.00	27847.00	19830.72	15.00	0.00	1202.44	21033.16	6813.84	8016.28
86	Welding Machine	84000.00	0.00	0.00	84000.00	58695.53	15.00	0.00	3795.67	62491.20	21508.80	25304.47
87	Wi - Fi Devise	911185.00	0.00	0.00	911185.00	480540.03	15.00	0.00	64596.75	545136.78	366048.22	430644.97
88	Workshop & Engineering	329350.29	0.00	0.00	329350.29	312847.60	15.00	0.00	2475.40	315323.00	14027.29	16502.69
89	Xerox Machine/Photocopy	2139710.60	0.00	0.00	2139710.60	1549405.20	15.00	0.00	88545.81	1637951.01	501759.59	590305.40
	LIFT	4557686.00	0.00		4557686.00	683652.90	15.00		581104.97	1264757.87	3292928.13	3874033.10
		259083490.49	1377293.00	0.00	260460783.49	216492544.03	0.00	0.00	8322621.37	224815165.40	35474615.47	42588236.22

IV Vehicles													
a) Buses													
SNO	DESCRIPTION	TOTAL AS ON 01.04.19	Addition During the year	Deletion During the year	TOTAL AS ON 31.03.2020	DEPRECIATION Up to 31.03.2019	Rate of Deprecitation	Deletion during the year	For the year	Total 31.03.2020	AS ON 31.03.2020	AS ON 31.03.19	
1	TN 25 D 8074-Bus (No.20)	553600.00	0.00	553600.00	0.00	548317.37	15.00	548317.37	0.00	0.00	0.00	5282.63	
2	TN 29-E-5677- Bus (No.25)	1260000.00	0.00	0.00	1260000.00	1026034.20	15.00		35094.87	1061129.07	198870.93	233965.80	
3	TN 30-J-3333- Bus (No.25)	650000.00	0.00	650000.00	0.00	638972.41	15.00	638972.41	0.00	0.00	0.00	11027.59	
4	TN 31 A 6777- Bus (No.10)	250000.00	0.00	250000.00	0.00	248658.53	15.00	248658.53	0.00	0.00	0.00	1341.47	
5	TN 33 D 6192 Bus (No.11)	960000.00	0.00	0.00	960000.00	745422.06	15.00		32186.69	777608.75	182391.25	214577.94	
6	TN 37-K-3366- Bus (No.8)	850000.00	0.00	850000.00	0.00	636346.71	15.00	636346.71	0.00	0.00	0.00	213653.29	
7	TN 42 Y 3099 - BUS	1030801.00	0.00	0.00	1030801.00	665474.94	15.00		54798.91	720273.85	310527.15	365326.06	
8	TN 59-M-7007- Bus (No.7)	817813.00	0.00	0.00	817813.00	815343.35	15.00		370.45	815713.80	2099.20	2469.65	
9	TN 59-Q-7007- Bus (No.6)	817302.00	0.00	0.00	817302.00	814834.95	15.00		370.06	815205.01	2096.99	2467.05	
10	TN 63 AZ 1339 - Bus	956900.00	0.00	0.00	956900.00	617765.37	15.00		50870.19	668635.56	288264.44	339134.63	
11	TN 63 AZ 1616	1022100.00	0.00	0.00	1022100.00	659858.08	15.00		54336.29	714194.37	307905.63	362241.92	
12	TN 63 Q 7277 - Bus	929860.00	0.00	0.00	929860.00	600308.75	15.00		49432.69	649741.44	280118.56	329551.25	
13	TN-67 AA 0667 (Bus No.2)	1443001.00	0.00	0.00	1443001.00	1339844.69	15.00		15473.45	1355318.14	87682.86	103156.31	
14	TN-67 AA 0672 (Bus No.2)	1433000.00	0.00	0.00	1433000.00	1330557.67	15.00		15366.35	1345924.02	87075.98	102442.33	
15	TN-67 AA 0706 (Bus No.2)	1433000.00	0.00	0.00	1433000.00	1330557.67	15.00		15366.35	1345924.02	87075.98	102442.33	
16	TN-67 AA 0725 (Bus No.2)	1443001.00	0.00	0.00	1443001.00	1339844.44	15.00		15473.48	1355317.92	87683.08	103156.56	
17	TN-67 AA 0885 (Bus No.3)	1433000.00	0.00	0.00	1433000.00	1330557.67	15.00		15366.35	1345924.02	87075.98	102442.33	
18	TN-67 AA 2121 (Bus No.3)	1385000.00	0.00	0.00	1385000.00	1252986.25	15.00		19802.06	1272788.31	112211.69	132013.75	
19	TN-67 AA 9912 (Bus No.3)	1400002.00	0.00	0.00	1400002.00	1266558.34	15.00		20016.55	1286574.89	113427.11	133443.66	
20	TN-67 AA 9923 (Bus No.3)	1415000.00	0.00	0.00	1415000.00	1280126.45	15.00		20231.03	1300357.48	114642.52	134873.55	
21	TN-67 AA 9927 (Bus No.4)	1400002.00	0.00	0.00	1400002.00	1266558.34	15.00		20016.55	1286574.89	113427.11	133443.66	
22	TN-67 AB 0040 (Bus No.3)	1385000.00	0.00	0.00	1385000.00	1252986.25	15.00		19802.06	1272788.31	112211.69	132013.75	
23	TN-67 AB 4837 (Bus No.0)	1383500.00	0.00	0.00	1383500.00	1251629.30	15.00		19780.61	1271409.91	112090.09	131870.70	
24	TN-67 AB 4856 (Bus No.0)	1383500.00	0.00	0.00	1383500.00	1251629.30	15.00		19780.61	1271409.91	112090.09	131870.70	
25	TN-67 AB 4867 (Bus No.3)	1383500.00	0.00	0.00	1383500.00	1251629.30	15.00		19780.61	1271409.91	112090.09	131870.70	
26	Tn67 Ac 1436 - Bus No.1	1479000.00	0.00	0.00	1479000.00	1291035.49	15.00		28194.68	1319230.17	159769.83	187964.51	
27	Tn 67 Ac 1450 - Bus No 3	1486300.00	0.00	0.00	1486300.00	1297407.58	15.00		28333.86	1325741.44	160558.56	188892.42	
28	Tn 67 Ac 1476 - Bus No 3	1486300.00	0.00	0.00	1486300.00	1297407.58	15.00		28333.86	1325741.44	160558.56	188892.42	
29	Tn 67 Ac 2128 - Bus No 3	1486302.00	0.00	0.00	1486302.00	1297409.58	15.00		28333.86	1325743.44	160558.56	188892.42	
30	Tn 67 Ac 2215 - Bus No 4	1486302.00	0.00	0.00	1486302.00	1297409.58	15.00		28333.86	1325743.44	160558.56	188892.42	
31	TN 67 AE 0921 ( Bus No.3)	1743450.00	0.00	0.00	1743450.00	1448019.32	15.00		44314.60	1492333.92	251116.08	295430.68	
32	TN 67 AE 0937 ( Bus No.3)	1747900.00	0.00	0.00	1747900.00	1453415.03	15.00		44172.75	1497587.78	250312.22	294484.97	
33	TN 67AH-2131- Bus No 4	1915392.00	0.00	0.00	1915392.00	1424935.09	15.00		73568.54	1498503.63	416888.37	490456.91	
34	TN 67AH-2154- Bus No 4	1573402.00	0.00	0.00	1573402.00	1170514.90	15.00		60433.07	1230947.97	342454.03	402887.10	
35	TN 67AH-2596- Bus No 4	1930392.00	0.00	0.00	1930392.00	1436094.06	15.00		74144.69	1510238.75	420153.25	494297.94	
36	TN 67AH-3687- Bus No 4	1935719.00	0.00	0.00	1935719.00	1440057.49	15.00		74349.23	1514406.72	421312.28	495661.51	
37	TN 67AH-4357-Bus No 47	1589676.00	0.00	0.00	1589676.00	1182622.10	15.00		61058.09	1243680.19	345995.81	407053.90	
38	TN 67AH-5758- Bus No 4	1601226.00	0.00	0.00	1601226.00	1191214.76	15.00		61501.69	1252716.45	348509.55	410011.24	
39	TN 67AH-5761- Bus No 4	1601226.00	0.00	0.00	1601226.00	1191214.76	15.00		61501.69	1252716.45	348509.55	410011.24	
40	TN 67 BA 0789 - Bus No:	2407557.42	0.00	0.00	2407557.42	1554296.50	15.00		127989.14	1682285.64	725271.78	853260.92	
41	TN 67 BA 9774 - Bus No:	2255698.93	0.00	0.00	2255698.93	1456257.57	15.00		119916.20	1576173.77	679525.16	799441.36	
42	TN 67 BA 9817 - Bus No:	2252548.93	0.00	0.00	2252548.93	1454224.04	15.00		119748.73	1573972.77	678576.16	798324.89	
43	TN 67 BB 0131 - Bus No:	2408906.22	0.00	0.00	2408906.22	1555166.84	15.00		128060.91	1683227.75	725678.47	853739.38	
44	TN 67 AD 9257	1100000.00	0.00	0.00	1100000.00	465193.44	15.00		95220.98	560414.42	539585.58	634806.56	
45	TN 67 AD 9281	1100000.00	0.00	0.00	1100000.00	465193.44	15.00		95220.98	560414.42	539585.58	634806.56	
46	TN 67 AF 9416	800000.00	0.00	0.00	800000.00	338322.50	15.00		69251.63	407574.13	392425.87	461677.50	

	<b>b) Cars</b>											
1	TN 67 AB 0984 - Tata Ace	282219.00	0.00	0.00	282219.00	237838.79	15.00		6657.03	244495.82	37723.18	44380.21
2	TN-67 AF 7000 - Endeavour	0.00	0.00	0.00	0.00	0.00	15.00		0.00	0.00	0.00	0.00
3	TN-67 AH 7000 - Tavera	500000.00	0.00	500000.00	0.00	211451.56	15.00	211451.46	0.00	0.10	-0.10	288548.44
4	TN-67 AK 7000 - Scorpio	500000.00	0.00	0.00	500000.00	211451.48	15.00		43282.28	254733.76	245266.24	288548.52
5	TN-67 AP 7000 - Xylo	600000.00	0.00	600000.00	0.00	236741.88	15.00	236741.88	0.00	0.00	0.00	363258.12
6	TN-67 AQ 7007 - Sumo G	0.00	0.00	0.00	0.00	0.00	15.00		0.00	0.00	0.00	0.00
7	TN-67 AR 7007 - Bolero	450000.00	0.00	0.00	450000.00	190306.41	15.00		38954.04	229260.45	220739.55	259693.59
8	TN 67 BA 3843 - Bolero C	681203.00	0.00	0.00	681203.00	475991.90	15.00		30781.67	506773.57	174429.43	205211.10
9	TN-67-D 9073 (Ambulance)	276037.00	0.00	0.00	276037.00	265476.91	15.00		1584.01	267060.92	8976.08	10560.09
10	TN 67 BK 7000 Mahindra	1571161.00	0.00	0.00	1571161.00	664449.15	15.00		136006.78	800455.93	770705.07	906711.85
11	TN 67 AB 0758 - Swaraj N	1071800.00	0.00	0.00	1071800.00	900446.12	15.00		25703.08	926149.20	145650.80	171353.88
12	TN 67 AB 0770 - Swaraj N	1071800.00	0.00	0.00	1071800.00	900446.12	15.00		25703.08	926149.20	145650.80	171353.88
13	TN 67 AB 0776 - Swaraj N	1071800.00	0.00	0.00	1071800.00	900446.12	15.00		25703.08	926149.20	145650.80	171353.88
14	TN 67-AC-5161-Swaraj M	1109424.00	0.00	0.00	1109424.00	900755.70	15.00		31300.25	932055.95	177368.05	208668.30
15	TN 67 AD 9236 (Tempo T	910038.00	0.00	0.00	910038.00	708665.46	15.00		30205.88	738871.34	171166.66	201372.54
16	TN 67 AD 9248 (Tempo T	910038.00	0.00	0.00	910038.00	708665.46	15.00		30205.88	738871.34	171166.66	201372.54
17	TN 67 AE 2557 - Mazda V	1250000.00	0.00	0.00	1250000.00	973400.99	15.00		41489.85	1014890.84	235109.16	276599.01
18	TN 67 AE 2886 - Mazda V	1250000.00	0.00	0.00	1250000.00	973400.99	15.00		41489.85	1014890.84	235109.16	276599.01
19	TN 67 AE 3633 - Mazda V	1250000.00	0.00	0.00	1250000.00	973400.99	15.00		41489.85	1014890.84	235109.16	276599.01
20	TN 67 BA 4084 - Mahindra	1566652.00	0.00	0.00	1566652.00	1086835.36	15.00		71972.50	1158807.86	407844.14	479816.64
21	TN 67 Ba 4095 - Eicher V	1603184.00	0.00	0.00	1603184.00	1112178.45	15.00		73650.83	1185829.28	417354.72	491005.55
22	TN 67 BA 4097 - Mahindra	1566652.00	0.00	0.00	1566652.00	1086835.36	15.00		71972.50	1158807.86	407844.14	479816.64
23	TN 67 BA 4124 - Eicher V	1603184.00	0.00	0.00	1603184.00	1112178.45	15.00		73650.83	1185829.28	417354.72	491005.55
24	TN 67 BA 8896 - Tipper L	977663.60	0.00	0.00	977663.60	625395.46	15.00		52840.22	678235.68	299427.92	352268.14
25	TN-67-P-7007 (Tempo)	569918.00	0.00	0.00	569918.00	538195.72	15.00		4758.34	542954.06	26963.94	31722.28
26	TN 67 BH 9753 (PICKUP)	819958.00	98000.00		917958.00	192690.13	15.00		108790.18	301480.31	616477.69	627267.87
	<b>c) Others</b>											
1	TVS Champ	13055.00	0.00	0.00	13055.00	13055.00	15.00		0.00	13055.00	0.00	0.00
2	Tri cycle	54976.00	0.00	0.00	54976.00	54976.00	15.00		0.00	54976.00	0.00	0.00
3	JCB Excavator	2146352.00	0.00	0.00	2146352.00	1752703.33	15.00		59047.30	1811750.63	334601.37	393648.67
4	Load Van TN67BK 3370	715663.00	0.00		715663.00	168180.81	15.00		82122.33	250303.14	465359.86	547482.19
		90198958.10	98000.00	3403600.00	86893358.10	68646774.14		2520488.36	3115060.89	69241346.67	17652011.43	21552183.96

SNO	DESCRIPTION	TOTAL AS ON 01.04.19	Addition During the year	Deletion During the year	TOTAL AS ON 31.03.2020	DEPRECIATION Up to 31.03.2019	Rate of Deprecitation	Deletion during the year	For the year	Total 31.03.2020	AS ON 31.03.2020	AS ON 31.03.19
	V) Furnitures											
1	Furniture & Fittings	47992748.65	66400.00	0.00	48059148.65	28977650.04	10.00		1908149.86	30885799.90	17173348.75	19015098.61
2	Hostel Furniture	1001949.00	0.00	0.00	1001949.00	714808.29	10.00		28714.07	743522.36	258426.64	287140.71
		48994697.65	66400.00	0.00	49061097.65	29692458.33			1936863.93	16782901.00	32278196.65	19302239.32
SNO	DESCRIPTION	TOTAL AS ON 01.04.19	Addition During the year	Deletion During the year	TOTAL AS ON 31.03.2020	DEPRECIATION Up to 31.03.2019	Rate of Deprecitation	Deletion during the year	For the year	Total 31.03.2020	AS ON 31.03.2020	AS ON 31.03.19
	Vi) Grant Assets											
	SERB Sonicator	356171.00	0.00	0.00	356171.00	356171.00	15.00		0.00	356171.00	0.00	0.00
	SERB Printer	18000.00	0.00	0.00	18000.00	18000.00	15.00		0.00	18000.00	0.00	0.00
	DST SERB-Air Conditioner	34000.00	0.00	0.00	34000.00	34000.00	15.00		0.00	34000.00	0.00	0.00
	SERB/SB/FTP-Printer	16000.00	0.00	0.00	16000.00	16000.00	15.00		0.00	16000.00	0.00	0.00
	Camera - Grant Assets E	892500.00	0.00	0.00	892500.00	892500.00	15.00		0.00	892500.00	0.00	0.00
	Computer&Printer SERB P	46650.00	0.00	0.00	46650.00	46650.00	15.00		0.00	46650.00	0.00	0.00
	Dipcoating Unit Grant Ass	441000.00	0.00	0.00	441000.00	441000.00	15.00		0.00	441000.00	0.00	0.00
	Emissometer Grant Asset	475067.00	0.00	0.00	475067.00	475067.00	15.00		0.00	475067.00	0.00	0.00
	Furniture Grant Assets Ma	0.00	0.00	0.00	0.00	0.00				0.00	0.00	0.00
	Solar Panel Grant Asset E	704672.00	0.00	0.00	704672.00	704672.00			0.00	704672.00	0.00	0.00
	Magnetic Stirrer - Grant A	28910.00	0.00	0.00	28910.00	28910.00			0.00	28910.00	0.00	0.00
	Maple Software	0.00	0.00	0.00	0.00	0.00	15.00			0.00	0.00	0.00
	MMNC-SERB Grant - CO	0.00	0.00	0.00	0.00	0.00	15.00			0.00	0.00	0.00
	MMNC-SERB Grant - Lap	0.00	0.00	0.00	0.00	0.00	15.00			0.00	0.00	0.00
	DRDO-EEE-Printer	10800.00	0.00	0.00	10800.00	10800.00	15.00		0.00	10800.00	0.00	0.00
	MMNC-SERB Grant - UPS	0.00	0.00	0.00	0.00	0.00	15.00			0.00	0.00	0.00
	DESKTOP AND HP LASE	46800.00	0.00	0.00	46800.00	46800.00			0.00	46800.00	0.00	0.00
	HOT AIR OVEN	25998.00	0.00	0.00	25998.00	25998.00			0.00	25998.00	0.00	0.00
	MATRIX CIRCUIT	39690.00	0.00	0.00	39690.00	39690.00			0.00	39690.00	0.00	0.00
	Air Conditioner - DST ECE	147000.00	0.00	0.00	147000.00	47000.00			23500.00	70500.00	76500.00	100000.00
	Air Conditioner - DST FIS	49000.00	0.00	0.00	49000.00	32666.00			16333.00	48999.00	1.00	16334.00
	Computer - DST ECE	154243.00	0.00	0.00	154243.00	154243.00			0.00	154243.00	0.00	0.00
	Laptop & Printer - DST EC	93950.00	0.00	0.00	93950.00	93950.00			0.00	93950.00	0.00	0.00
	SEM Scanning Electron Gr	5239896.82	0.00	0.00	5239896.82	3493264.00			1746632.00	5239896.00	0.82	1746632.82
	UPS Grant - DST FIST	42788.00	0.00	0.00	42788.00	28526.00				28526.00	14262.00	14262.00
		8863135.82	0.00	0.00	8863135.82	6985907.00		0.00	1786465.00	8772372.00	90763.82	1877228.82